

INSTRUCTIONS FOR REGISTRATION

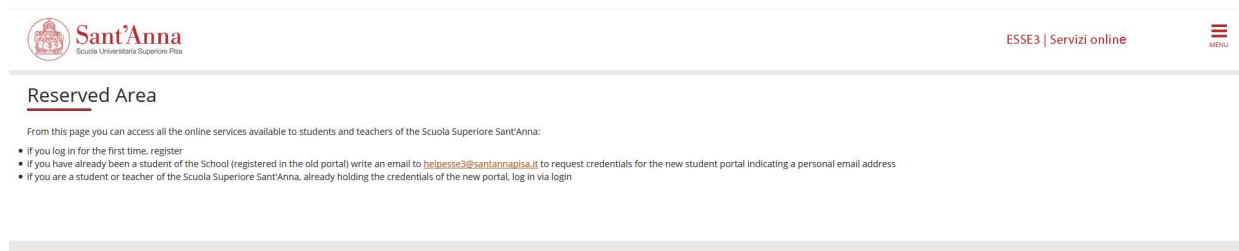
HOW TO REGISTER ONLINE

Dear applicant,

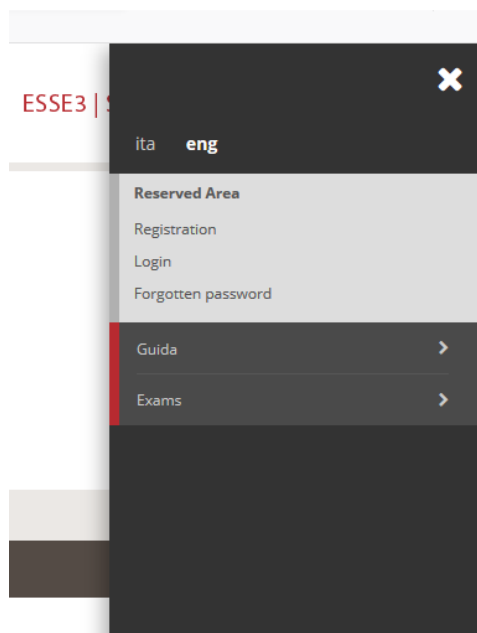
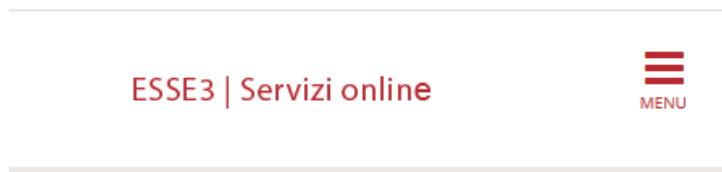
We are pleased and honoured to welcome you soon in Pisa (Italy) where the Course will take place. You are kindly requested to register your application on the Scuola Sant'Anna's online platform available at this link:

https://sssup.esse3.cineca.it/Home.do?cod_lingua=eng

By clicking on the link, you should be able to access the following page:



Please make sure that the website is already in English. If not, you should select the language by accessing the menu as in the following image:



Once you select the language, you should click on "Registration". At this point, you should be able to access this page:

Registration

Through the following pages you can proceed with registration on the website. At the end you will be given a username and password that will allow you to access the system to change your data and access the services offered.

Activity	Section	Info	Status
A - Registration	Personal Data		
	Permanent Address		
	Current address where you want to be contacted during the selection (if different from permanent address)		
	Contacts		
	Password		
	Registration Data Preview		
	Username and Password		

Legend:

- Information
- Working Section
- Locked Section
- Completed Section

[Registration](#)

[A](#) [1](#) [2](#) [3](#) [4](#) [...](#) [>>](#)

Registration: Personal data

Personal data

Name*

Family Name*

Date of birth*

(dd/mm/yyyy)

Gender* Male Female

Nationality*

Country*

Province*

Town/City*

Fiscal Code (Click Forward)*

Legend:

- Mandatory Field
- Checklist

[Back](#) [Forward](#)

Pay attention: Enter Country, Province and Town of origin (NOT RESIDENCE). The Fiscal Code will be automatically calculated.

You should complete all the sections in order to register in our system.